


STANDARD CONTAINERS:

Standard 20'							
inside length	inside width	inside height	door width	door height	capacity	tare weight	structural capacity
19' 4"	7' 8"	7' 10"	7' 8"	7' 6"	1,172 cf	4,916 lb	47,900 lb
5.9m	2.350m	2.393m	2.342m	2.280m	33.2cbm	2,230kg	21,770kg


Standard 40'							
inside length	inside width	inside height	door width	door height	capacity	tare weight	structural capacity
39' 5"	7' 8"	7' 10"	7' 8"	7' 6"	2,390cf	8,160lb	59,040lb
12.036m	2.350m	2.392m	2.340m	2.280m	67.7cbm	3,700kg	26,780kg



OPENTOP CONTAINERS:


Opentop 20'							
inside length	inside width	inside height	door width	door height	capacity	tare weight	structural capacity
19' 4"	7' 7"	7' 8"	7' 6"	7' 2"	1,136 cf	5,280lb	47,620lb
5.894m	2.311m	2.354m	2.286m	2.184m	32.2cbm	2,400kg	21,600kg

Opentop 40'							
inside length	inside width	inside height	door width	door height	capacity	tare weight	structural capacity
39' 5"	7' 8"	7' 8"	7' 8"	7' 5"	2,350cf	8,490lb	58,710lb
12.028m	2.350m	2.345m	2.341m	2.274m	65.5cbm	3,850kg	26,630kg



HIGH CUBE CONTAINERS:


High Cube 40'							
inside length	inside width	inside height	door width	door height	capacity	tare weight	structural capacity
39' 5"	7' 8"	8' 10"	7' 8"	8' 5"	2,694cf	8,750lb	58,450lb
12.036m	2.350m	2.697m	2.338m	2.565m	76.3cbm	3,970kg	26,510kg



FLAT RACK CONTAINERS:

Flatrack 20'							
inside length	inside width	inside height	door width	door height	capacity	tare weight	structural capacity
18' 5"	7' 3"	7' 4"	na	na	na	5,578lb	47,333lb
5.620m	2.200m	2.233m	na	na	na	2530kg	21,470kg

Flatrack 40'							
inside length	inside width	inside height	door width	door height	capacity	tare weight	structural capacity
39' 7"	6' 10"	6' 5"	na	na	na	12,081lb	85,808lb
12.080m	2.126m	2.130m	na	na	na	5,480kg	39,000kg




** Specifications given are for reference only **

Mach 1 Global Services does not warrant the accuracy of the information as weight/specifications can vary by carrier. Limitations for travel by road may be lower than the amounts stated.


FLAT RACK COLLAPSIBLE CONTAINERS:

Flatrack Collapsible 20'								
inside length	inside width	inside height	door width	door height	capacity	tare weight	structural capacity	
18' 6"	7' 3"	7' 4"	na	na	na	6,061lb	61,117lb	
5.618m	2.208m	2.233m	na	na	na	2,750kg	17,730kg	
Flatrack Collapsible 40'								
inside length	inside width	inside height	door width	door height	capacity	tare weight	structural capacity	
39' 7"	6' 10"	6' 5"	na	na	na	12,081lb	85,800lb	
12.080m	2.126m	2.103m	na	na	na	5,800kg	39,000kg	



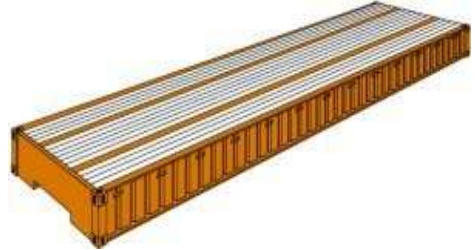
REEFER CONTAINERS:

Reefer 20'								
inside length	inside width	inside height	door width	door height	capacity	tare weight	structural capacity	
17' 8"	7' 5"	7' 5"	7' 5"	7' 3"	1,000cf	7,040lb	45,760lb	
5.425m	2.275m	2.260m	2.258m	2.216m	28.3cbm	3,200kg	20,800kg	
Reefer 40'								
inside length	inside width	inside height	door width	door height	capacity	tare weight	structural capacity	
37' 8"	7' 5"	7' 2"	7' 5"	7' 0"	2,040cf	10,780lb	56,276lb	
11.493m	2.270m	2.197m	2.282m	2.155m	57.8cbm	4,900kg	25,580kg	
Reefer High Cube 40'								
inside length	inside width	inside height	door width	door height	capacity	tare weight	structural capacity	
37' 11"	7' 6"	8' 2"	7' 6"	8' 0"	2,344cf	9,900lb	57,761kg	
11.557m	2.294m	2.500m	2.294m	2.440m	66.6cbm	4,500kg	25,980kg	



PLATFORM CONTAINERS:

Platform 20'								
inside length	inside width	inside height	door width	door height	capacity	tare weight	structural capacity	
19' 11"	7' 8"	na	na	na	na	6,061lb	52,896lb	
6.058m	2.438m	na	na	na	na	2,750kg	24,000kg	
Platform 40'								
inside length	inside width	inside height	door width	door height	capacity	tare weight	structural capacity	
40'	8'	na	na	na	na	12,783lb	86,397kg	
12.180m	2.400m	na	na	na	na	5,800kg	39,200kg	



** Specifications given are for reference only **

Mach 1 Global Services does not warrant the accuracy of the information as weight/specifications can vary by carrier. Limitations for travel by road may be lower than the amounts stated.